




2022 State Unemployment Insurance Wage Bases

The following are the 2022 state unemployment insurance (SUI) wage base limits.

-  states that have **increased** their wage bases
-  states that have **decreased** their wage bases
-  states that **haven't released their SUI wage** limits bases

State	Wage Base	State	Wage Base	State	Wage Base
Alabama	\$8,000	Louisiana	\$7,700	Oklahoma	\$24,800
Alaska	\$45,200	Maine	\$12,000	Oregon	\$47,700
Arizona	\$7,000	Maryland	\$8,500	Pennsylvania	\$10,000
Arkansas	\$10,000	Massachusetts	\$15,000	Puerto Rico	\$7,000
California	\$7,000	Michigan	\$9,500	Rhode Island ¹	\$24,600/ 26,100
Colorado	\$17,000	Minnesota	\$38,000	South Carolina	\$14,000
Connecticut	\$15,000	Mississippi	\$14,000	South Dakota	\$15,000
Delaware	\$14,500	Missouri	\$11,000	Tennessee	\$7,000
District of Columbia	\$9,000	Montana	\$38,100	Texas	\$9,000
Florida	\$7,000	Nebraska	\$9,000	Utah	\$41,600
Georgia	\$9,500	Nevada	\$36,600	Vermont	\$15,500
Hawaii	\$51,600	New Hampshire	\$14,000	Virgin Islands	\$30,800
Idaho	\$46,500	New Jersey	\$39,800	Virginia	\$8,000
Illinois	\$12,960	New Mexico	\$28,700	Washington	\$62,500
Indiana	\$9,500	New York	\$12,000	West Virginia	\$9,000
Iowa	\$34,800	North Carolina	\$28,000	Wisconsin	\$14,000
Kansas	\$14,000	North Dakota	\$38,400	Wyoming	\$27,700
Kentucky	\$10,800	Ohio	\$9,000		

¹Rhode Island: The 2022 taxable wage base for employers in the highest SUI tax rate group is \$26,100.